

Certificate ID: 39024-100

Received: 9/4/18

 Scan QR Code  
 for authenticity


NSA Holdings LLC

359 Indian Creek Dr


Levittown, PA 19057

Attn:

Client Sample ID: LE\_18508\_A\_082818

Lot Number: LE18508A

Matrix: Tincture - MCT Oil

Authorization: Chris Hudalla, Chief Science Officer	Signature: 	Date: 10/13/2018
--	--	---------------------



The data contained within this report was collected in accordance with the requirements of ISO/IEC17025:2005. I attest that the information contained within the report has been reviewed for accuracy and checked against the quality control requirements for each method. These results relate only to the test article listed in this report. Reports may not be reproduced except in their entirety.




**CN: Cannabinoid Profile & Potency [WI-10-17]**

Analyst: MG

Test Date: 9/12/2018

The client sample was analyzed for plant-based cannabinoids by Convergence Chromatography (CC). The collected data was compared to data collected for certified reference standards at known concentrations. Certificate has been reissued to capture the CBD concentration omitted from the initially reported results.

**39024-CN**

ID	Weight %	Conc.		
D9-THC	0.22 wt %	2.14 mg/mL		
THCV	ND	ND		
CBD	10.78 wt %	103.96 mg/mL		
CBDV	0.06 wt %	0.55 mg/mL		
CBG	0.03 wt %	0.32 mg/mL		
CBC	0.27 wt %	2.60 mg/mL		
CBN	0.04 wt %	0.40 mg/mL		
THCA	ND	ND		
CBDA	0.01 wt %	0.09 mg/mL		
CBGA	ND	ND		
Total	11.41 wt%	110.06 mg/mL	0%	Cannabinoids (wt%) 10.8%
Max THC	0.22 wt%	2.14 mg/mL		
Max CBD	10.79 wt%	104.04 mg/mL		

**Ratio of Total CBD to THC 48.6:1**

Max THC (and Max CBD) are calculated values for total cannabinoids after heating, assuming complete decarboxylation of the acid to the neutral form. It is calculated based on the weight loss of the acid group during decarboxylation: Max THC = (0.877 x THCA) + THC. ND = None detected above the limits of detection (LLD)



This test method was performed in accordance with the requirements of ISO/IEC 17025. These results relate only to the test article listed in this report. Reports may not be reproduced except in their entirety.

**39024-MB1**

Symbol	Analysis	Results	Units	Limits*	Status
AC	Total Aerobic Bacterial Count	<100	CFU/g	100,000 CFU/g	PASS
CC	Total Coliform Bacterial Count	<100	CFU/g	1,000 CFU/g	PASS
EB	Total Bile Tolerant Gram Negative Count	<100	CFU/g	1,000 CFU/g	PASS
YM	Total Yeast & Mold	<100	CFU/g	10,000 CFU/g	PASS

Note: All recorded Microbiological tests are within the established limits.

**END OF REPORT**